

Anchor[®]

Lovely
cards



AnchorCrafts.com

   @anchorcrafting

Designed by Anchor Studio

Design No.: ANC0004-09

MEZ GmbH, 2019. All Rights Reserved.



ANC0004-09 Lovely cards

Anchor Stranded Cotton No. 4635000-



2 x 00001, 00225, 00228, 00978



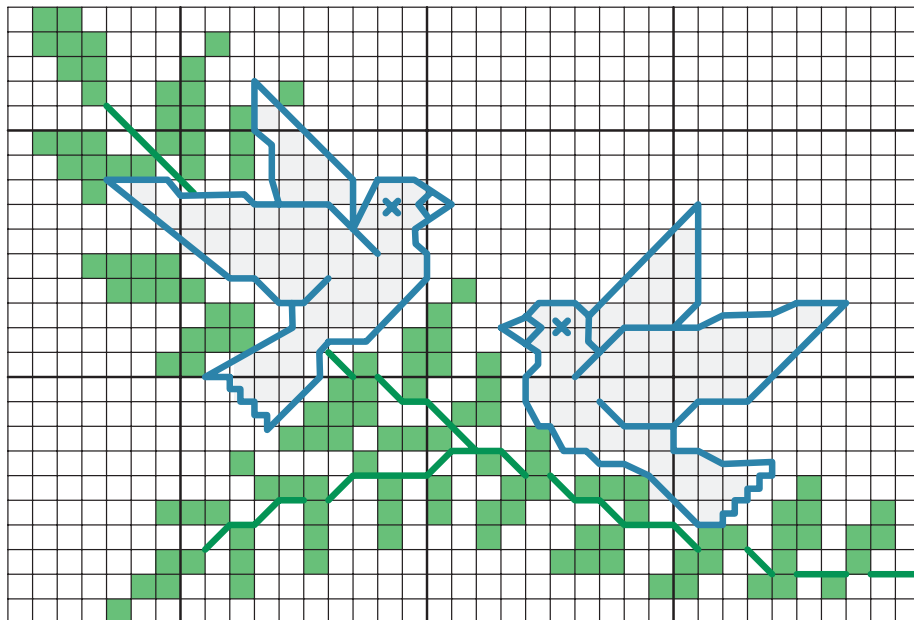
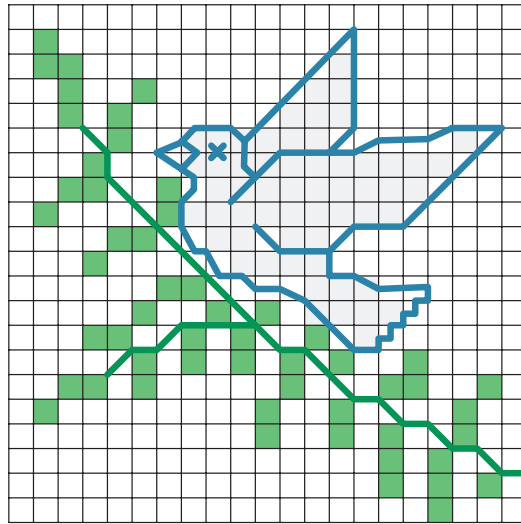
Place Card: about 8 x 10 cm

Invitation Card: about 21 x 14.8 cm

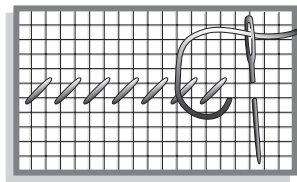
Embroidery



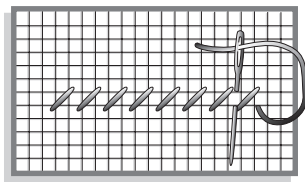
Intermediate



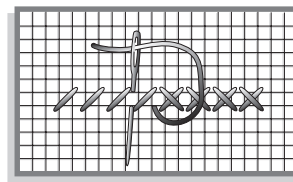
USED STICHES



Step 1



Step 2



Step 3

Cross stitch



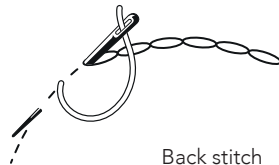
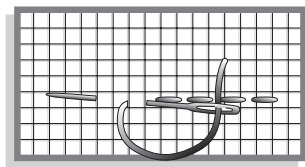
x 3



1



225



Back stitch



x 3

228

978

GENERAL RECOMMENDATIONS FOR THE PROJECTS

Fabric: We recommend an evenweave fabric for Cross Stitch, combined with a tapestry needle of corresponding size. For Freestyle embroidery either a very fine evenweave fabric or closely woven fabric for use with an embroidery/ crewel needle.

Obviously needle sizes will depend on fabric.

EMBROIDERY TIPS & TRICKS

Tip: Always work Cross Stitch with a tapestry needle. Always work Cross Stitch first, then Back Stitch and Straight Stitch. Each square on the chart represents one Cross Stitch. The lines/strokes represent Back Stitches.